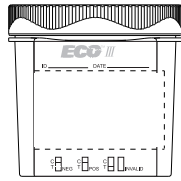


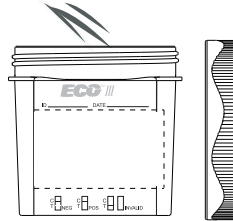
ECO^{III} Cup Multi-Drug Screen Test Procedure Card

Allow the test cup to come to room temperature [15-30°C (59-86°F)] prior to testing.



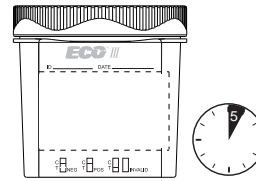
STEP 1

Tear the foil bag open, remove test cup and disposable gloves provided for donor. Label the device with donor information.



STEP 2

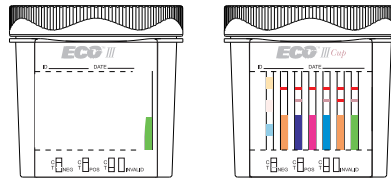
Wear disposable gloves to collect urine specimen. Open test cup lid. Urinate directly into the test cup. Be sure to fill the test cup with the urine specimen between minimum 30mL to maximum 150mL (marked on the cup).



STEP 3

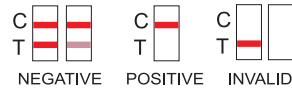
After urine specimen has been collected, close the lid securely and return cup to collection official.

STEP 4



Collection official use gloves provided. Peel off label to reveal test results. Read results of alcohol test at 2 minutes, adulterant test at 3 minutes, and drug tests at 5 minutes.

DO NOT READ ALCOHOL AND ADULTERANT TEST RESULTS AFTER 5 MINUTES AND DRUG TESTS RESULTS AFTER 10 MINUTES.



PN: Y0311128301